



JPS Board of Trustees

Bond Update

February 1, 2022



Presentation Overview

- **Construction Updates**
- **Projected Board Action Dates on Remaining Projects**
- **Bond Financial Report Update**
- **Ribbon Cutting Events**



Construction Updates

- JROTC Building
- Forest Hill Performing Arts
- Hughes Field
- Brinkley
- Chastain
- Powell
- Marshall
- North Jackson
- Oak Forest
- Raines
- Smith

Forest Hill JROTC

Building Renovation





Forest Hill Performing Arts

Band Hall



Forest Hill Performing Arts

Auditorium



Hughes Field

Complete Renovation




Hughes Field

Complete Renovation



Brinkley Middle School

Restroom Renovations



Chastain Middle School

Restrooms Renovations



Powell Middle School

Restroom Renovations



Marshall Elementary School

Restroom Renovations





Marshall Elementary School

Exterior Doors



North Jackson Elementary School

New Flooring



Oak Forest Elementary School

Before



Exterior Doors

After



Oak Forest Elementary School

Exterior Lighting, Drainage and Parking

Before



After



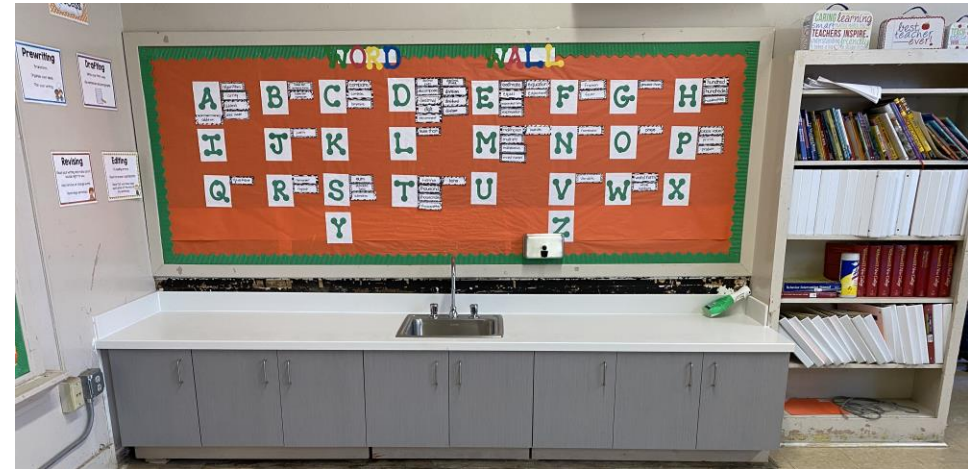
Raines Elementary School

Classroom Millwork

Before



After



Smith Elementary School

Restroom Renovations

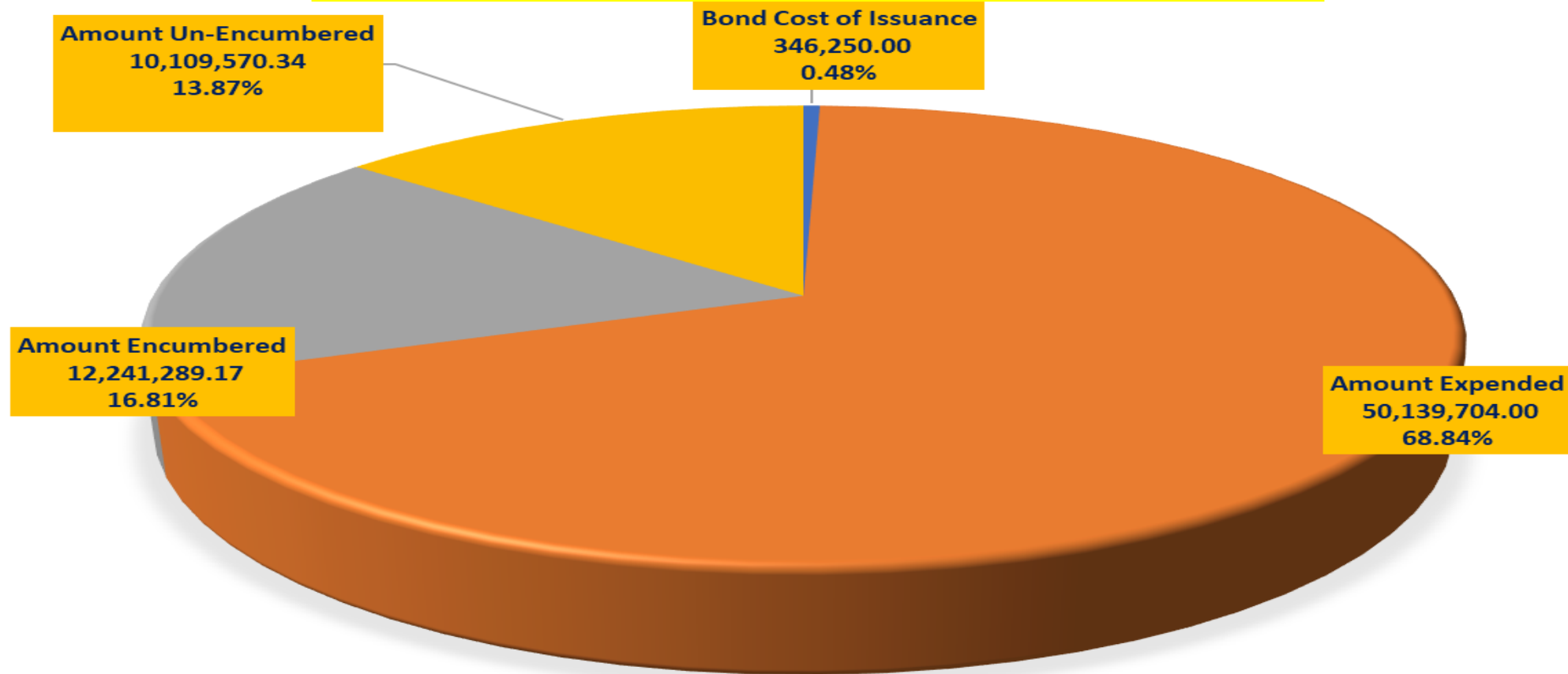


Projected Board Action Timeline

Month	School /Major Projects
March 2022	Wells APAC Renovations Newell Field Renovations
April 2022	Baseball and Softball Fields



2018 BOND EXPENSE ANALYSIS GRAPHIC DEPICTION



As of February 1, 2022: Amount "Expended + Encumbered" = 86%
"Amount Expended" increased from 55.6% to 68.8% since last Bond update



Bond Financial Update as of February 1, 2022

JACKSON PUBLIC SCHOOLS 2018 BOND FUND SCHEDULE OF BUDGET BALANCES				
	{A}	{B}	{C}	D={A-B-C}
SCHOOL/SITE	Budget	Expenditures	Encumbered	Budget Balance
Bailey	1,953,311.00	1,174,283.52	779,027.48	-
Baker	228,685.80	13,381.89	213,243.11	2,060.80
Bates	38,200.00	31,086.88	713.12	6,400.00
Blackburn	540,171.00	212,967.94	84,745.06	242,458.00
Boyd	437,000.00	402,380.44	22,951.32	11,668.24
Brinkley	1,163,329.00	393,594.93	707,622.07	62,112.00
Callaway	8,221,289.29	8,143,635.17	57,568.12	20,086.00
Capital City	778,113.93	758,903.29	10,254.14	8,956.50
Cardozo	558,865.56	69,154.69	37,978.87	451,732.00
Career Development Center	500,000.00	467,820.25	780.30	31,399.45
Casey	220,000.00	171,390.17	46,323.49	2,286.34
Chastain	1,056,583.20	431,281.67	573,221.53	52,080.00
Clausell	402,285.00	329,581.86	62,703.14	10,000.00
Dawson	244,920.00	114,550.15	130,369.85	-
Forest Hill	10,923,150.00	7,895,215.17	2,533,735.90	494,198.93
Galloway	91,114.69	71,114.69	20,000.00	-
Green	1,000,000.00	996,687.34	-	3,312.66
Hardy	736,000.00	667,925.69	62,074.31	6,000.00
Isable	140,508.00	13,965.00	2,835.00	123,708.00
Jim Hill	2,936,331.65	2,140,489.35	277,504.51	518,337.79
John Hopkins	860,000.00	320,772.51	426,528.75	112,698.74
Johnson	350,000.00	221,853.07	108,242.93	19,904.00



JACKSON PUBLIC SCHOOLS 2018 BOND FUND SCHEDULE OF BUDGET BALANCES				
SCHOOL/SITE	Budget	Expenditures	Encumbered	Budget Balance
Key	134,113.90	109,892.03	24,221.87	-
Kirksey	244,641.88	12,367.72	28,871.16	203,403.00
Lake	480,000.00	238,478.73	207,081.27	34,440.00
Lanier	3,077,405.97	2,650,138.40	300,351.13	126,916.44
Lee	449,415.00	448,461.40	953.60	-
Lester	203,500.00	33,357.50	151,862.50	18,280.00
Marshall	533,122.00	504,872.67	20,610.07	7,639.26
McLeod	768,536.00	28,311.97	685,888.03	54,336.00
McW illie	175,825.98	51,557.70	3,853.28	120,415.00
Morrison	10,000.00	8,130.22	-	1,869.78
Murrah	2,765,447.64	2,189,664.52	108,129.63	467,653.49
North Jackson	778,874.87	341,498.88	437,375.99	-
Northwest	1,226,000.00	922,109.38	101,006.88	202,883.74
Oak Forest	953,932.72	874,112.72	79,819.70	0.30
Obama Magnet	118,284.29	106,378.66	2,593.93	9,311.70
Pecan Park	530,000.00	318,105.42	2,678.16	209,216.42
Peeples	481,116.27	85,598.56	161,901.44	233,616.27
Powell	1,233,600.73	426,920.09	748,120.64	58,560.00
Power APAC	802,689.00	79,084.15	43,315.85	680,289.00
Provine	2,807,947.07	2,146,471.39	172,366.31	489,109.37
Raines	1,100,000.00	329,696.08	537,303.92	233,000.00
Rowan	200,000.00	1,600.00	-	198,400.00



JACKSON PUBLIC SCHOOLS 2018 BOND FUND SCHEDULE OF BUDGET BALANCES				
SCHOOL/SITE	Budget	Expenditures	Encumbered	Budget Balance
Smith	408,000.00	303,045.07	98,954.93	6,000.00
Spann	430,000.00	148,083.86	250.00	281,666.14
Sykes	341,000.00	59,095.78	276,904.22	5,000.00
Timberlawn	91,965.00	91,965.00	-	-
Van Winkle	391,387.23	391,387.23	-	-
Walton	472,845.51	326,902.25	145,943.26	-
Watkins	20,280.00	14,520.00	5,760.00	-
Whitten	2,337,547.00	1,944,020.20	391,126.80	2,400.00
Wilkins	525,148.71	479,806.87	45,341.84	-
Wingfield	2,205,138.38	1,717,117.97	113,779.02	374,241.39
Newell Field	400,000.00	176,839.31	223,160.69	-
Baseball/Softball Complex	1,000,000.00	36,857.30	43,142.70	920,000.00
Hughes Field	7,179,790.00	6,555,641.90	624,148.10	0.00
North Jackson Field	800,000.00	80,821.65	74,526.00	644,652.35
South Jackson Field	578,031.00	449,757.37	128,273.63	-
Project Management	508,248.00	414,998.38	93,249.62	-
Bond Issuance Fees deducted from Bond Proceeds	346,250.00	346,250.00	-	-
Administration/UnAllocated	2,346,871.24	-	-	2,346,871.24
Total Allocation	72,836,813.51	50,485,954.00	12,241,289.17	10,109,570.34





School	Date
Forest Hill High School	Tuesday, February 8
Northwest Middle	Tuesday, March 8
Green Elementary	Tuesday, March 22
Callaway High	Thursday, March 31





Thank You

We Welcome Any Questions